

Performance of the foundation trust sector

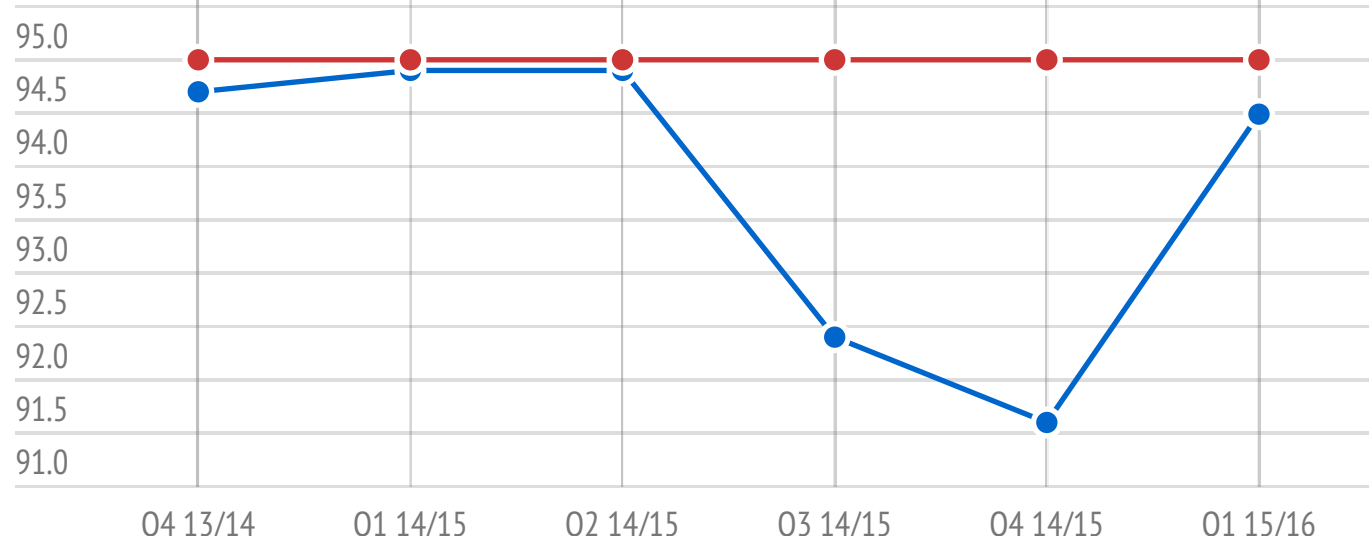
Quarter 1: 3 months ended 30 June 2015

England's 151 foundation trusts missed a number of national waiting time targets in the first quarter of 2015/16 (Q1). The sector has also recorded a Q1 deficit for the second successive financial year.

Waiting time performance

A&E

For the sixth consecutive quarter, the sector did not meet the target of 95% of patients waiting no longer than four hours in A&E.



Diagnostic tests



480,000

Patients waiting for a diagnostic test



10,800

Patients waited longer than six weeks – 42% more than this time last year

Elective care



1.9m

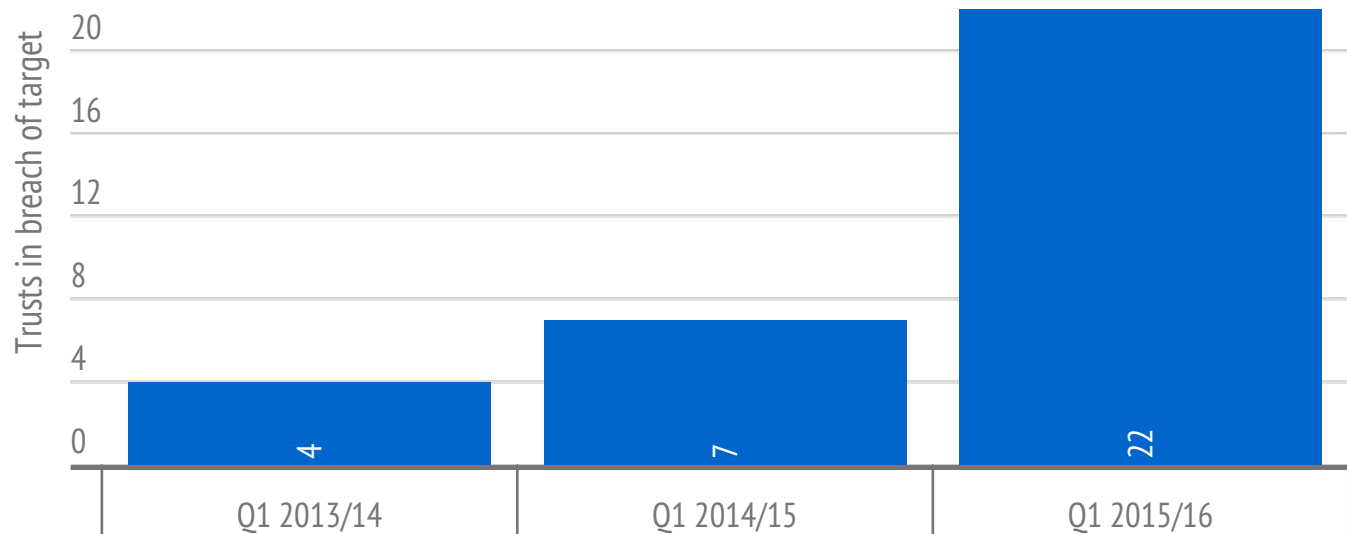
Patients waiting for planned operations



9%

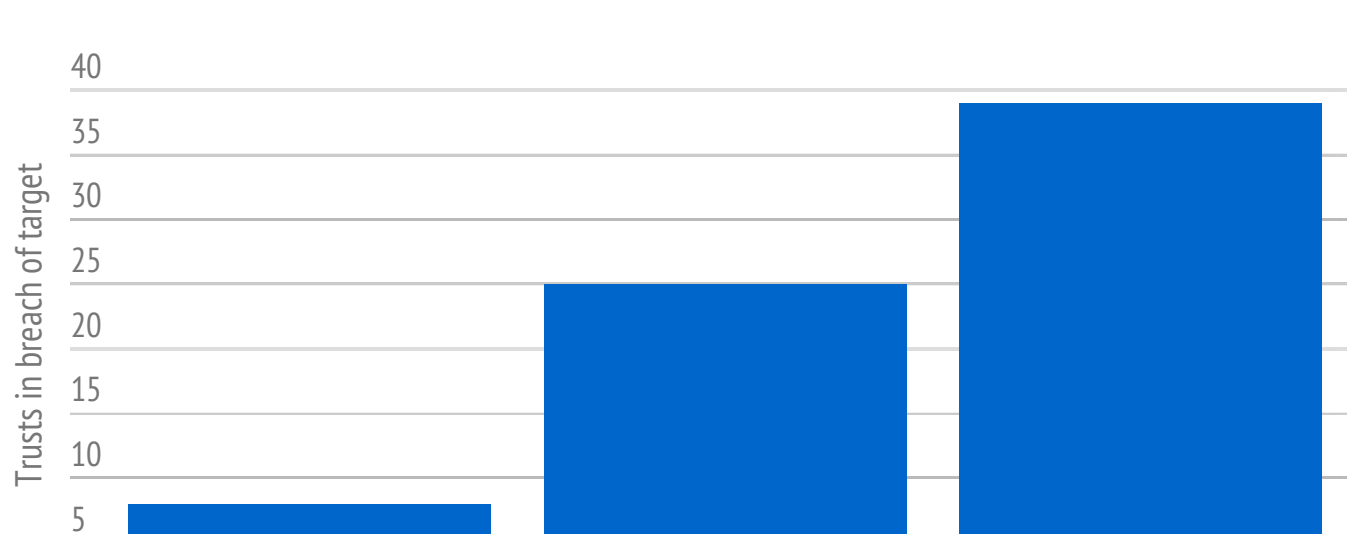
More than this time last year

The number of individual trusts not meeting the 'referral to treatment' target has more than trebled since this time last year.



Cancer treatment

The number of trusts not meeting the 62-day target for first treatment from GP referral for suspected cancer has continued to rise.



Financial performance



118

NHS foundation trusts in deficit – up from 86 this time last year



£445m

The sector's deficit for the first 3 months of the 2015/16 financial year was larger than the full-year deficit for 2014/15 (£349m)



£90m

Worse than the sector had planned



£515m

Spent on contract and agency staff – £192m more than planned

Types of foundation trusts in deficit



Trusts are working hard to provide patients with quality care. However, today's figures reiterate that the sector is under massive pressure and must change to counter it.

Dr David Bennett, Chief Executive at Monitor

Since July, we have launched a series of initiatives aimed at helping the sector improve patient care, access to services and productivity.

Read our full report at www.gov.uk/monitor